



# Maine School Administrative District No. 6 BUDGET ADVISORY COMMITTEE

## GENERAL FUND BUDGET

FY **24**



Bonny Eagle High School



Bonny Eagle Middle School



Buxton Center Elementary School



Hollis Elementary School

## **BAC MEETING PACKET**      **Thursday, February 2, 2023**



George E. Jack Elementary School




Edna Libby Elementary School



Steep Falls Elementary School



H.B. Emery Jr. Memorial School



Frank Jewett School



Jack Memorial School





## **BAC AGENDA**

Thursday, February 2, 2023

6:00 - 7:30 pm

Central Office Conference Room

1. Welcome - TODD DELANEY, Chair / ERIC KUNTZ, Vice-Chair
  2. Pledge of Allegiance
  3. Public Comments.
  4. Rules for Public Comments at BAC Meetings. (pg. 4)
  5. Ground Rules and Norms. (pg. 5)
  6. Approve Minutes of Previous Meeting (pg. 6-7)
- 
7. Presentation - Literacy Instruction, Data Review at a 10,000 feet view (pg. 8-32)/ Lori & Erin
  8. Baseline Budget (pg. 33-36)
  9. Group Discussion / Q & A (pg.37)
  10. Next Steps (pg.38)
  11. BAC Schedule & Budget Timeline (pg. 39-40)
  12. BAC Membership (pg 41)
  13. Public Comments
  14. Adjournment

Respectfully submitted  
William Brockman

## Rules for Public Comments at BAC Meetings

Public comment from residents of MSAD6 towns will be allowed at the following times during MSAD6 Budget Advisory Committee meetings in 2023 and 2024

- At the beginning of the meeting.
- At the end of the meeting before adjournment.

At other times during the meeting, usually between topics, at the discretion of the Chair. If it appears that progress on the agenda is lagging, the Chair may restrict the times when comments are allowed during the meeting. At any other time when a Committee member asks for and receives unanimous consent for a non-member to speak.

A person who wishes to comment will be asked to state his/her name and town of residence, and the person will be asked to be concise and brief. Comments stated by others should not be repeated, except that expressing agreement is acceptable.

At each comment opportunity, the time limit is 3 minutes per person and 10 minutes in total. The Chair will monitor and call time as may be necessary.

A comment that is a question may or may not receive a response, at the Committee's discretion. It is not the purpose of this public comment opportunity to allow a back-and-forth discussion with a commenter, unless the Committee so desires.

An attempt will be made to fairly record in the meeting minutes the substance of the public comments, but the Committee does not guarantee completeness or accuracy.

The Committee at any time may vote to modify or rescind these public comment rules.



## Ground Rules and Norms

- Respect ideas/comments from all Committee members.
- Have a positive attitude.
- Trust the process - be open minded - no preconceived ideas.
- Consider the district as a whole – don't be territorial.
- Eliminate sidebars when someone has the floor.
- Begin and end meetings on time.
- Communicate with the community.
- Make decisions that are in the best interest of students and learning.
- Encourage creative thinking – explore all options
- Begin every meeting by announcing what the public comment rules are and end meetings with an opportunity for public comment

All questions from the group should be directed to the Chairperson or the presenter.



## MINUTES OF PREVIOUS MEETING

Budget Advisory Committee  
Meeting Minutes  
Thursday, January 26, 2023 at 6:00 p.m.

Next Meeting: February 2, 2023 at 6:00 p.m.

The video recording of this meeting can be found at the BETV YouTube site [BAC Recorded Meeting 1/26/23](#)

### BAC Meeting Packet 1/26/23

#### 1. Welcome:

Mr. Delaney opened the meeting at 6:00 p.m.

#### 2. Pledge of Allegiance

#### 3. Public Comments:

Mr. Delaney opened the meeting up to public comment.

The public comment session may be viewed in the recording of the January 26, 2023 BAC meeting which is posted on the BETV YouTube site: <https://www.youtube.com/@bonnyeagleTV/playlists>

Paul Leach – Mr. Leach is a member of the Budget Advisory and a resident of Buxton. To hear Mr. Leach's full statement please refer to minute marker 2:04 of the 1/26/23 meeting.

Peter Burns - Mr. Burns is a member of the Budget Advisory and a resident of Buxton. To hear Mr. Burns full statement please refer to minute marker 6:00 of the 1/26/23 meeting.

#### 4. Rules for Public Comments at BAC Meetings:

Mr. Delaney referred the Committee to page 5 of the meeting packet should they wish to view the Rules for Public Comments.

#### 5. Ground Rules & Norms:

Mr. Delaney referred the Committee to page 5 of the meeting packet should they wish to view the Ground Rules and Norms.

#### 6. Approve Minutes of Previous Meeting:

Motion by Mr. Kuntz seconded by Mr. Burns

**To approve the January 5, 2023 Budget Advisory Committee meeting minutes as presented.**

All in favor and motion carries.

#### 7. Unfinished Business from Previous Meeting:

Mr. Brockman reviewed items from the January 5, 2023 meeting that had not been covered. These include Fund Balance, Overview of Current Budget and Chart of Accounts and Review of Historical Financial Data.

Fund Balance – A brief overview identifies the fund balance as being made up of assets minus liabilities at year end and the remaining balance will go into the fund balance. Mr. Brockman added that the district tries to maintain around 5% of the total budget within the fund balance from year to year. This allows the district to avoid potential cash flow issues and is also used to offset tax impacts in the following year's budget. Full detail can be viewed on pages 8 through 14 of the meeting packet.

- Mr. Bussiere – If the fund balance goes above the 3% per State law where does the overage go? Mr. Brockman stated that it remains within the fund balance. Are there any penalties if you are over? Legislation states that you have rolling three years to mitigate this. Options to resolve this include creating a Capital Fund or doing a large item purchase if needed.
- Mr. Leach – is there a way to get an estimate of what the State provides for funding? It is based on an EPS formula which uses state valuations as well as how much funding is put into the State Subsidy formula and spread out through Maine school districts.
- Ms. Stiles - when is the subsidy allocated? They give a preliminary (not enacted) by the end of January or early February. This does not get enacted until legislature ends in June. Most times this occurs after Referendum Vote occurs.

Complete Overview of Current 2022-2023 Budget and Chart of Accounts – Mr. Brockman reviewed the information in pages 15-21 of the meeting packet.

Questions/Discussion:

- Ms. Stiles – what is the Other instruction article? Mr. Brockman responded that this is Article 11 which covers any expenses that aren't categorized in articles 1 through 10.



## MINUTES OF PREVIOUS MEETING

Complete review of Historical Financial Data - Mr. Brockman reviewed the information in pages 22-31 of the meeting packet.

Questions/Discussion:

- Mr. Bussiere would like to look more in depth at facility costs as well as consolidation opportunities, specifically at Steep Falls..

Mr. Brockman shared that the district has recently completed a Facilities Assessment and will begin to review this information. Part of this will include developing a ten-year plan based on this information. An analysis of consolidating buildings will be part of the process and Mr. Brockman is sure that Steep Falls will be part of that analysis. Mr. Brockman anticipates beginning this process within the next month.

**8. Review Strategic Plan:**

Mr. Gleason reviewed the district's Strategic Plan noting that a full presentation was done at a recent School Board meeting. The link to the School Board presentation is below:

[School Board Meeting 12/19/22 Strategic Plan presentation](#)

To hear Mr. Gleason's Strategic Plan review to the Budget Advisory Committee please refer to minute marker 53:03 of the 1/26/23 meeting. [BAC recorded meeting 1/26/23](#)

**9. Baseline Budget Explained:**

The committee was not able to thoroughly review the Baseline budget explanation and will pick this discussion up at the next scheduled meeting on February 2, 2023

The overview can be found in pages 35-37 of the meeting packet.

**10. Group Q&A:**

Mr. Brockman said that the committee will review the impact on the baseline budget and its tax implications. The committee will also be looking at supplemental requests at one of the February meeting as well as the Adult Ed and Nutrition budgets which are separate articles.

Mr. Leach has requested technology data as is relates to student use of iPads if improved reading results can be shown.

**Next meeting:** Will be held on Thursday, February 2, 2023 at Central Office

Moved by Mr. Leach; seconded by Mr. Kuntz  
**Motion to Adjourn the meeting at 7:33 p.m.**


All in favor and meeting is adjourned



## BUDGET ADVISORY COMMITTEE



## LITERACY INSTRUCTION



December 01, 2022

BUXTON

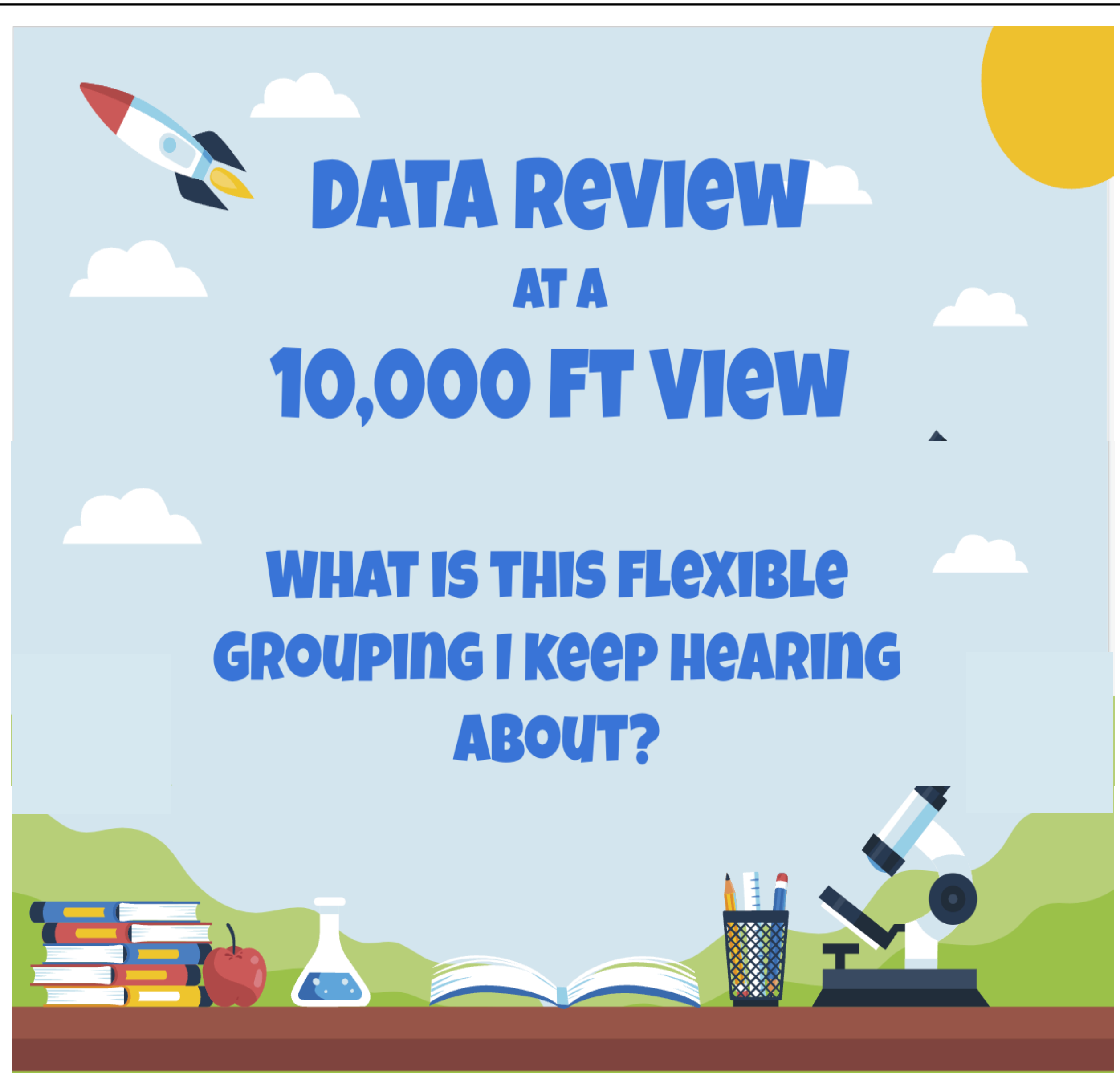
HOLLIS

LIMINGTON

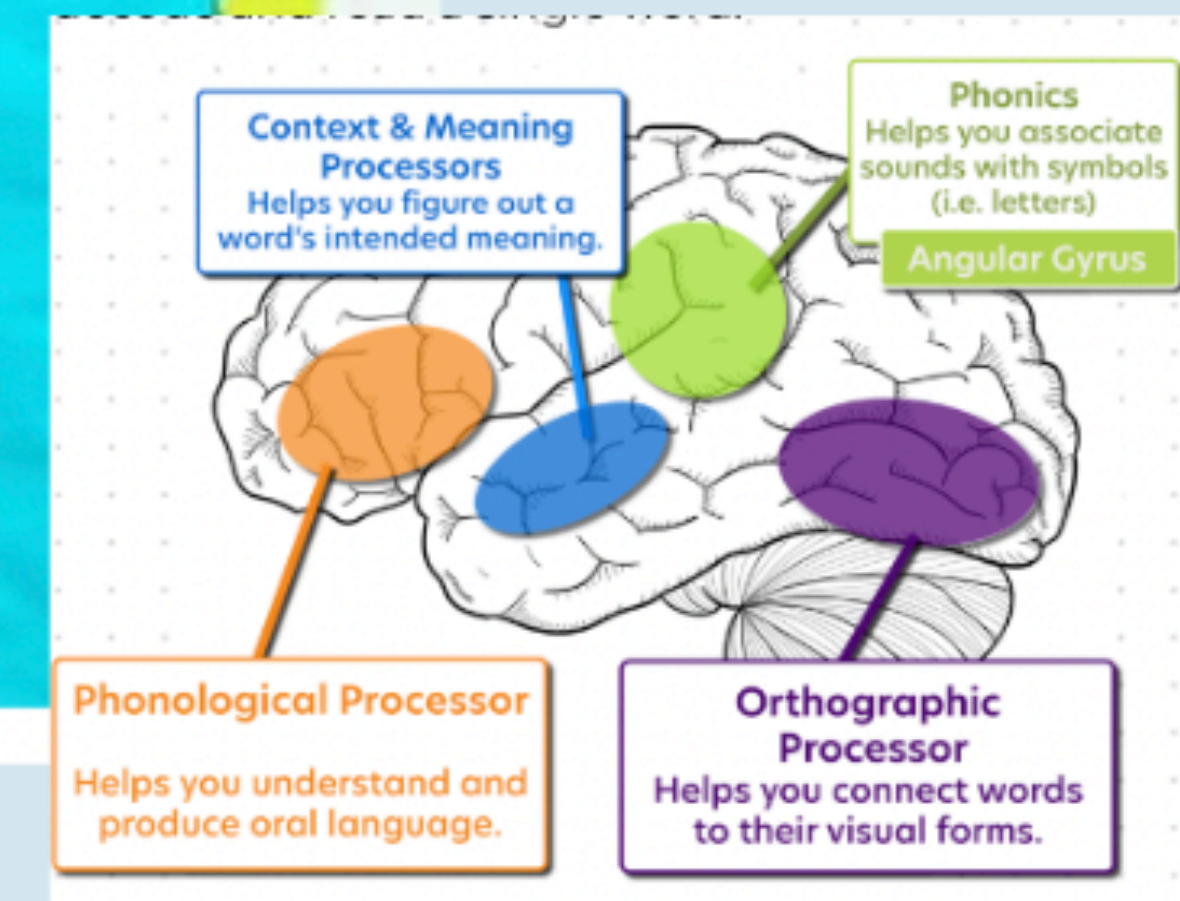
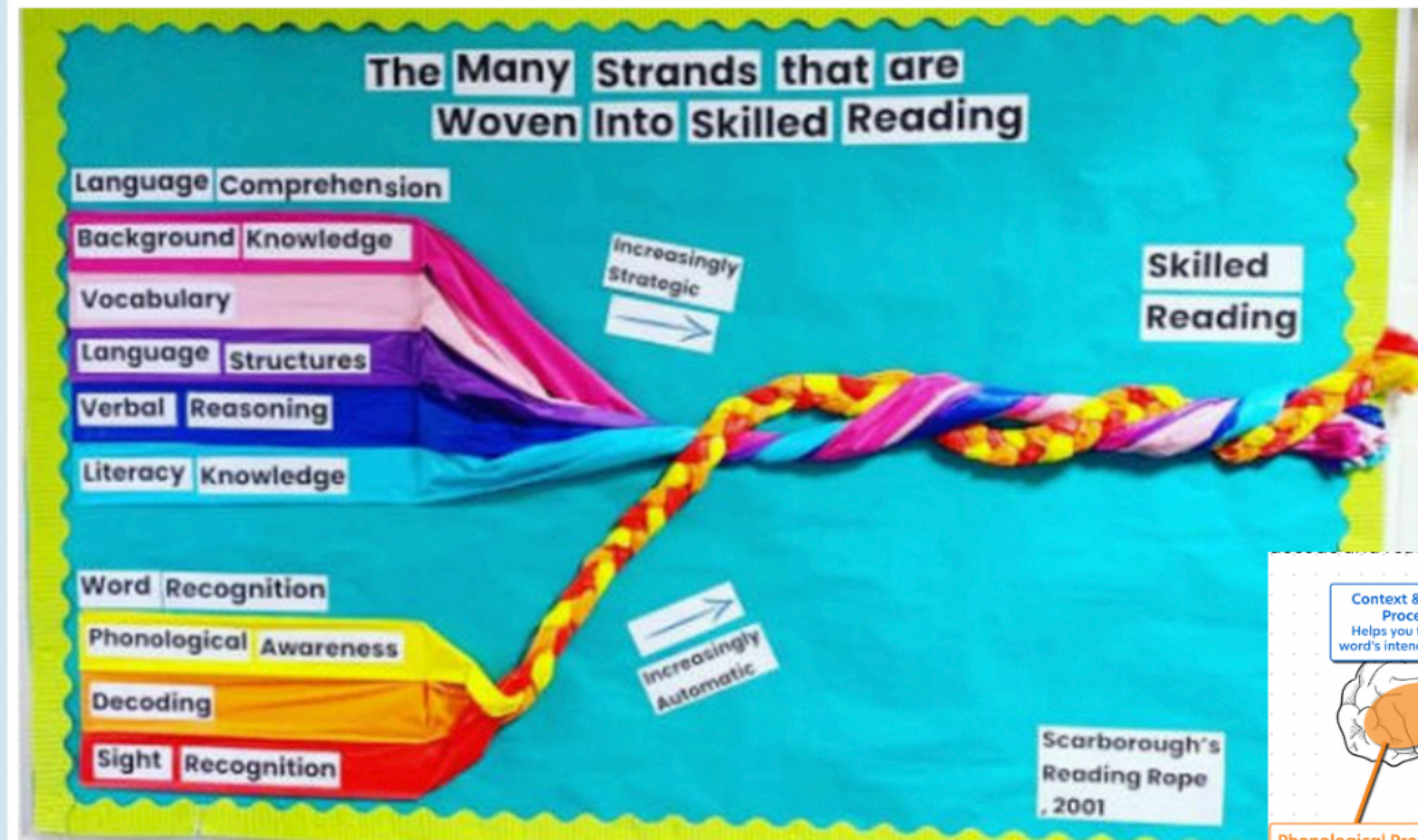
STANDISH

FRYE ISLAND

# Budget Advisory Committee Presentation February 2, 2023









## WHAT KINDS OF DATA IS COLLECTED?

	Literacy	Math
<b>Grade K</b>	Letter Sounds (LSF)	Number ID
	High Frequency Words (HFW)	Oral Counting
	Developmental Reading Assessment (DRA)	Quantity Discrimination
		Missing Number
<b>Grade 1</b>	High Frequency Words (HFW)	Number ID
	Developmental Reading Assessment (DRA)	Oral Counting
	NWEA	Quantity Discrimination
		Missing Number
		M-Comp
		NWEA
<b>Grades 2-5</b>	Developmental Reading Assessment	M-Comp
	NWWEA	NWEA



## GRADE 2 LITERACY DATA (DRA)

	SCHOOL	Fall DRA Proficiency	Winter DRA Proficiency	Spring DRA Proficiency	Winter DRA Growth	Spring DRA Growth
Grade 2	A	38%	49%	68%	83%	81%
	B	55%	66%	65%	72%	72%
	C	44%	48%	57%	79%	52%
	D	26%	47%	56%	55%	59%
	E	62%	92%	75%	100%	74%



## GRADE 5 LITERACY DATA (DRA)

	SCHOOL	Fall DRA Proficiency	Winter DRA Proficiency	Spring DRA Proficiency	Winter DRA Growth	Spring DRA Growth
Grade 5	E	56%	69%	68%	89%	82%
	F	60%	58%	81%	68%	75%
	G	25%	34%	63%	82%	79%
	H	48%	57%	71%	79%	73%



# GRADES 2 AND 5 LITERACY DATA

## LONGITUDINAL-ACHIEVEMENT (NWEA)

A	B	C	D	E	F	G	H
		Reading Proficiency (% of students meeting/exceeding benchmark)					
	<b>SCHOOL</b>	16-17 Spring	17-18 Spring	18-19 Spring	19-20 Winter	20-21 Spring	21-22 Spring
<b>Grade 2</b>	<b>A</b>	75	73	87	81	40	68
	<b>B</b>	77	85	84	71	60	65
	<b>C</b>	71	73	57	66	53	57
	<b>D</b>	83	75	65	72	32	56
	<b>E</b>	96	95	91	90	42	75
<b>Grade 5</b>	<b>A</b>	76	56	71	81	69	68
	<b>B</b>	72	44	85	65	66	63
	<b>C</b>	62	57	62	77	44	71
	<b>D</b>	80	70	77	86	71	81



## 2021-2022 GRADE 2 MATH DATA

	SCHOOL	Fall MComp	Winter MComp	Spring MComp	Fall NWEA Proficiency	Winter NWEA Proficiency	Spring NWEA Proficiency	growth goal met
Grade 2	F	54%	48%	41%	62%	46%	46%	31%
	G	64%	70%	49%	92%	80%	76%	31%
	H	53%	64%	44%	86%	78%	89%	62%
	I	41%	30%	23%	72%	51%	53%	10%
	J	62%	69%	54%	87%	92%	91%	46%

## 2021-2022 GRADE 5 MATH DATA

	SCHOOL	Fall MComp	Winter MComp	Spring MComp	Fall NWEA Proficiency	Winter NWEA Proficiency	Spring NWEA Proficiency	growth goal met
Grade 5	K	33%	22%	33%	41%	32%	34%	26%
	L	26%	47%	43%	51%	42%	41%	40%
	M	40%	26%	22%	46%	30%	39%	35%
	N	37%	47%	55%	45%	57%	49%	56%

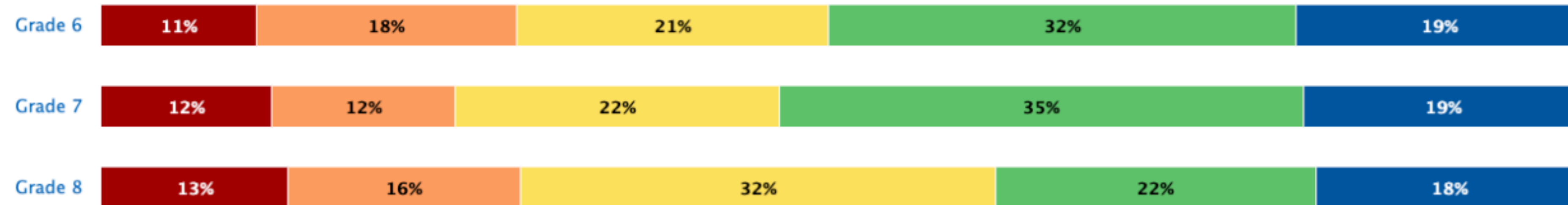


**BEMS**

Bonny Eagle Middle School

## School Achievement: Reading

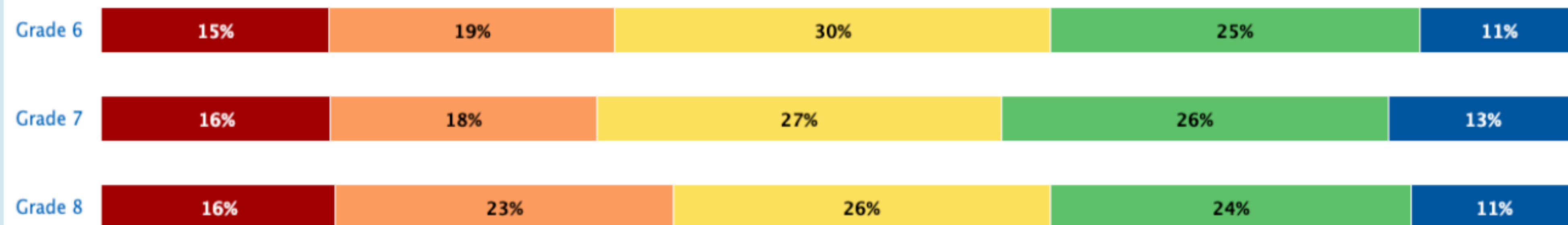
Fall NWEA



Bonny Eagle Middle School

## School Achievement: Reading

SPRING NWEA



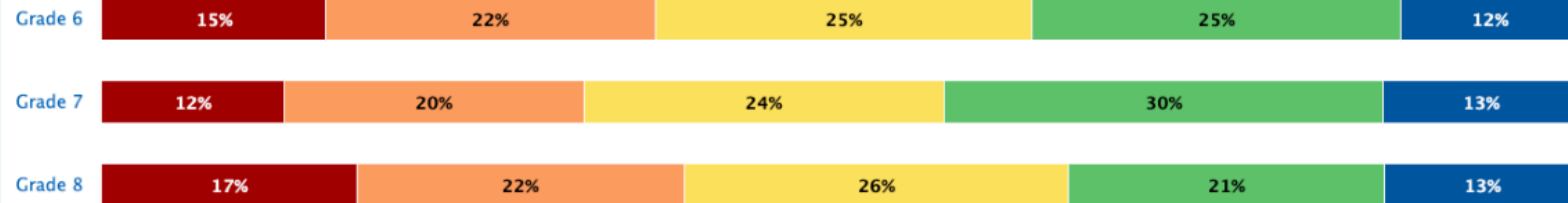


# Budget Advisory Committee

Bonny Eagle Middle School

## School Achievement: Language Usage

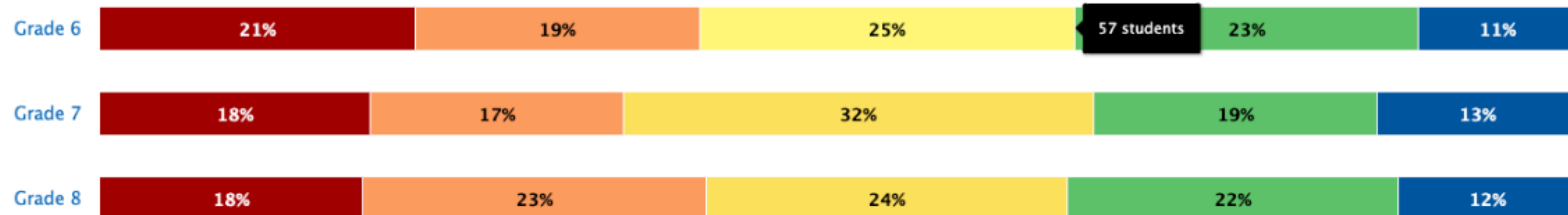
Fall NWEA



Bonny Eagle Middle School

## School Achievement: Language Usage

SPRING NWEA



Buxton

Hollis

Limington

Standish

Frye Island



## BEMS GROWTH IN READING 2021-2022

Grade	Growth	Growth as expected	Average Growth Vs. Expected
6	57.8%	30%	5.19 (2.031)
7	52.2%	29.1%	0.74 (4.16)
8	54.9%	38.8%	1.47 (3.65)



Bonny Eagle Middle School

## School Achievement: Math K-12

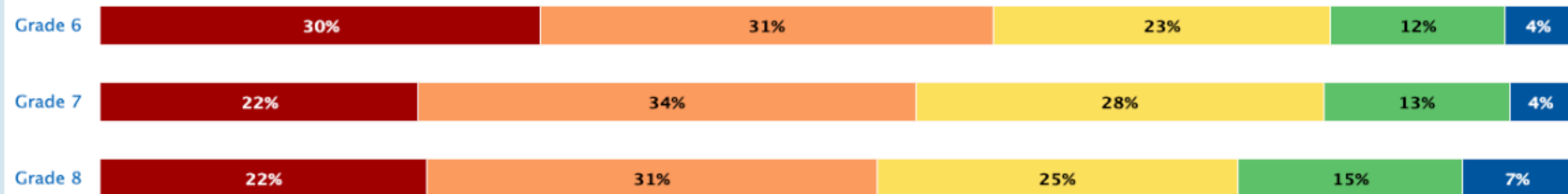
### Fall NWEA



Bonny Eagle Middle School

## School Achievement: Math K-12

### Spring NWEA






## BEMS MATH GROWTH 2021-2022

Grade	Growth	Growth as expected	Average Growth Vs. Expected
6	57.8%	30%	5.19 (2.031)
7	52.2%	29.1%	0.74 (4.16)
8	54.9%	38.8%	1.47 (3.65)

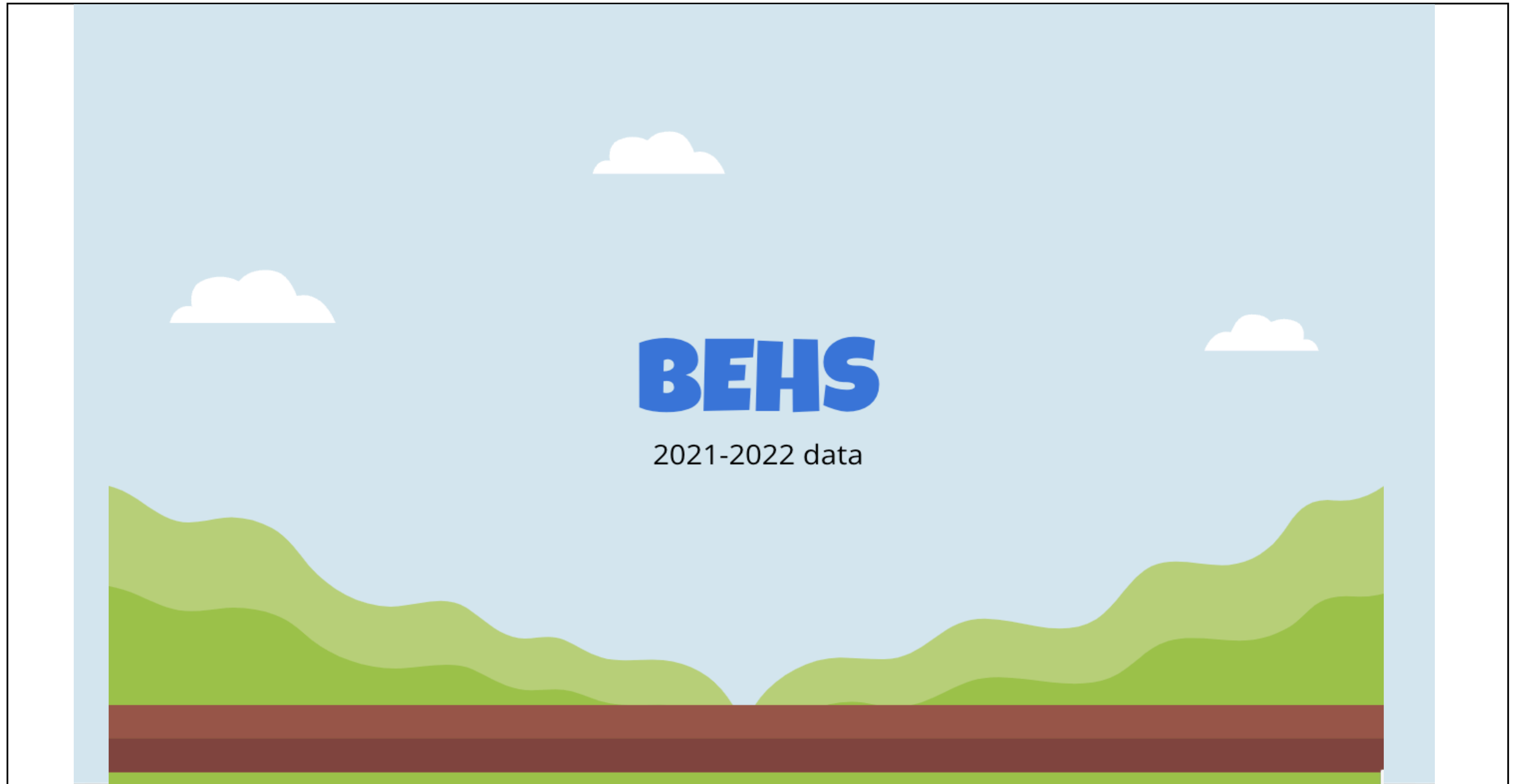
## PERCENT OF STUDENTS NOT AT BENCHMARK (SPRING 2022)

Subject	Same Kids Spring 2021	Fall	Spring
Reading	6th - 33% 7th - 33% 8th - 37%	6th - 29% 7th - 24% 8th - 29%	6th - 34% 7th - 34% 8th - 39%
Language	Not Available	6th - 37% 7th - 32% 8th - 39%	6th - 40% 7th - 35% 8th - 41%
Math	6th - 52% 7th - 57% 8th - 55%	6th - 49% 7th - 49% 8th - 46%	6th - 61% 7th - 56% 8th - 53%

Note: This was the first year we gave the Language Exam and 5th grade data is collated by school not by overall grade level.







Buxton

Hollis

Limington

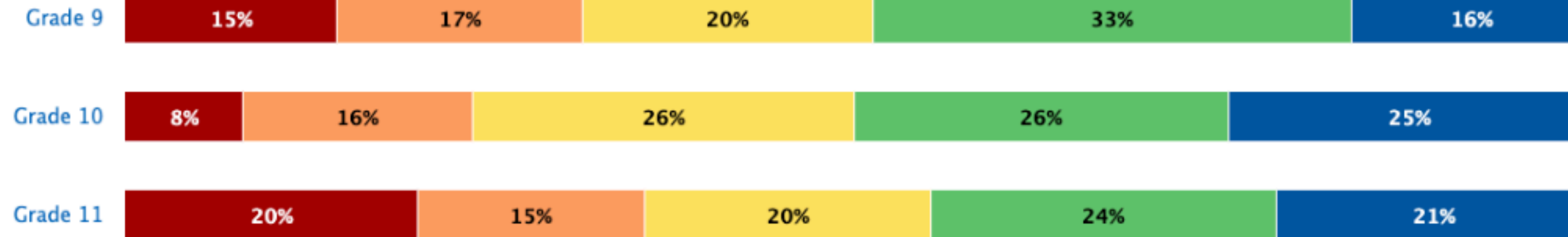
Standish

Frye Island

Bonny Eagle High School

## School Achievement: Reading

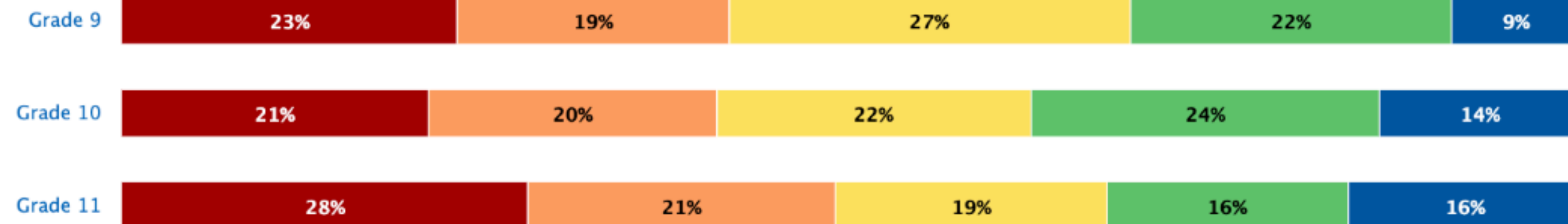
**Fall NWEA**



Bonny Eagle High School

## School Achievement: Reading

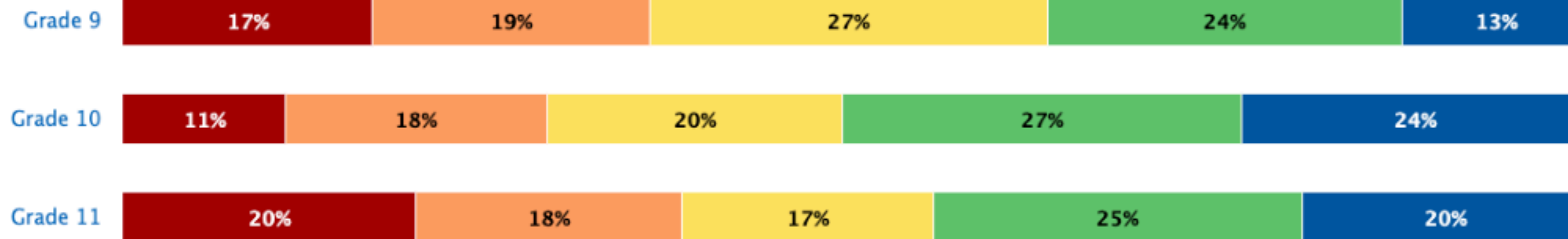
**SPRING NWEA**





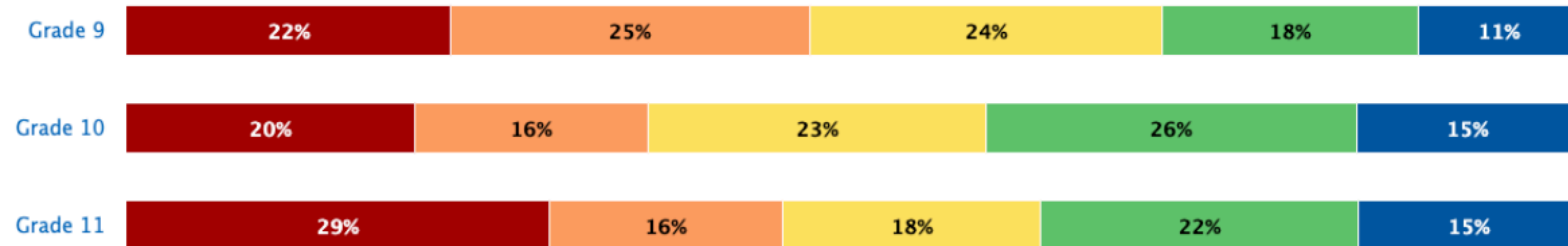
Bonny Eagle High School

## School Achievement: Language Usage **Fall NWEA**



Bonny Eagle High School

## School Achievement: Language Usage **SPRING NWEA**

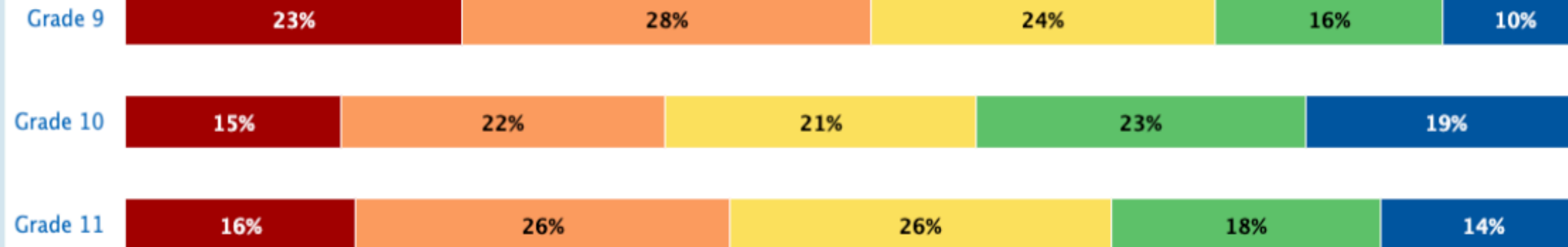


# Budget Advisory Committee

Bonny Eagle High School

## School Achievement: Math K-12

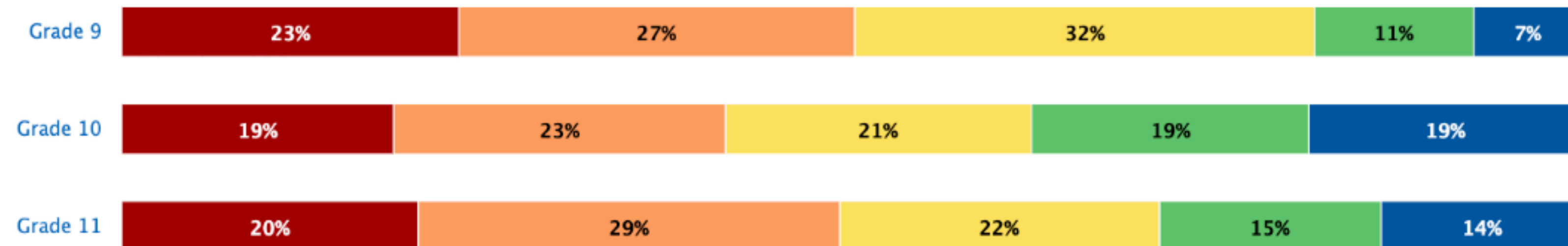
Fall NWEA



Bonny Eagle High School

## School Achievement: Math K-12

Spring NWEA






# PERCENT OF STUDENTS NOT AT BENCHMARK 2021-2022

Subject	Same Kids Spring 2021	Fall	Spring
Reading	9th - 37% ↑ 10th - 22% ↑ 11th - 19% ↑ 12th - 27%	9th - 32% 10th - 24% 11th - 35%	9th - <b>42%</b> 10th - <b>41%</b> 11th - <b>49%</b>
Language	N/A ↑ ↑ ↑	9th - 36% 10th - 29% 11th - 38%	9th - <b>47%</b> 10th - <b>36%</b> 11th - <b>45%</b>
Math	9th - <b>60%</b> ↓ 10th - 38% ↑ 11th - 35% ↑ 12th - 35%	9th - <b>51%</b> 10th - 37% 11th - <b>42%</b>	9th - <b>50%</b> 10th - <b>42%</b> 11th - <b>49%</b>

Note: 2021 data for HS is based on a participation below 75% and should not be seen as fully accurate.

# Budget Advisory Committee

**AP  
AT  
BEHS**

Course	3 or above (2022)	% Meet	2021  
Biology	7/14	50%	22%
Calculus BC	6/9	67%	40%
Calculus AB Sub	6/9	67%	40%
Chemistry	4/9	44.4%	n/a
Language Comp	11/11	100%	73%
Lit & Comp	16/17	94.1%	54%
Human Geo	9/15	60%	
Physics	3/11	27.3	20%
Statistics	12/18	67%	42%
Art	2/2	100%	100%
Government	5/11	45.5%	50%
US History	13/23	56.5%	40%



## **PATHWAYS AT BEHS (CURRENT)**

**The Learning Center (ITP): 58**

**CTE:**

**WRVC-72**

**PATHS-32**

**Early College: 90+ (Fall Semester)**

**GRADUATION DATA**

<b>Class</b>	<b>4-Year Graduation Rate</b>	<b>5-Year Graduation Rate</b>
2018	85.09%	87.96%
2019	83.76%	85.93%
2020	81.36%	85.66%
2021	81.60%	82.70%



**CLASS OF 2022 (271 STUDENTS ENROLLED MAY 2022)**

**81% Graduated on time**

**56% Enrolled in 4 Year Institutions**

**12% Enrolled in 2 Year Programs**

**2% Entered the Military**

## CLASS OF 2022 COLLEGE MATRICULATIONS

Adrian College (MI)  
 Arizona State (AZ)  
 Bryn Mawr (PA)  
 Cedarville University (OH)  
 Central Maine Community College (ME)  
 Colby College (ME)  
 College of William and Mary (VA)  
 Dickinson College (PA)  
 Drexel University (PA)  
 Eastern Maine Community College (ME)  
 Endicott College (MA)  
 Frost School of Music University of Miami (FL)  
 George Mason University (VA)  
 High Point University (NC)  
 Husson University (ME)  
 Johnson and Wales University (RI)  
 Keene State College (NH)  
 Lincoln Technical Institute (CT)  
 Massachusetts College of Art/Design (MA)  
 Massachusetts College of Pharmacy and  
 Health Sciences (MA)  
 New England College (NH)  
 Norwich University (VT)  
 Oklahoma State University  
 Paul Mitchell The School (NH)  
 Pima Community College (VT)  
 Plymouth State University (NH)  
 Quinnipiac University (CT)

Regis College (MA)  
 Saint Anslem College (NH)  
 Saint Joseph's College (ME)  
 Saint Michael's College (VT)  
 Simmons University (MA)  
 Southern Maine Community College (ME)  
 Southern New Hampshire University (NH)  
 Spa Tech Institute (ME)  
 Suffolk University (MA)  
 The University of Tennessee at Knoxville (TN)  
 Thomas College (ME)  
 Trinity College (CT)  
 United States Military Academy (West Point, NY)  
 University of Louisville (KY)  
 University of Maine Augusta (ME)  
 University of Maine Orono (ME)  
 University of Maine Farmington (ME)  
 University of New England (ME)  
 University of New Hampshire (NH)  
 University of Southern Maine (ME)  
 University of New England (ME)  
 University of Tennessee (TN)  
 University of Vermont (VT)  
 Vermont Technical College (VT)  
 Virginia Tech (VA)  
 Washington County Community College (ME)  
 William Paterson University (NJ)  
 York County Community College (ME)



BUDGET ADVISORY COMMITTEE



**BASELINE BUDGET**



December 01, 2022

BUXTON

HOLLIS

LIMINGTON

STANDISH

FRYE ISLAND

**Baseline budgeting**

Is an **accounting** method the **United States Federal Government** uses to develop a **budget** for future years.

Baseline budgeting uses current spending levels as the "baseline" for establishing future funding requirements and

assumes future budgets will equal the current budget times the **inflation rate** times the **population** growth rate.<sup>[1]</sup> Twice a year—generally in January and August—CBO prepares baseline projections of federal revenues, outlays, and the surplus or deficit. Those projections are designed to show what would happen if current budgetary policies were continued as is—that is, they serve as a benchmark for assessing possible changes in policy. They are not forecasts of actual budget outcomes, since the organization will undoubtedly enact policies that will change revenues and outlays. Similarly, they are not intended to represent the most appropriate or desirable levels of services

The development of this financial forecast attempts to model budgetary increases, decreases and inflationary factors, which we refer to as “Baseline” budgeting.

## **BASELINE BUDGET**

Central to this type of planning is the fundamental assumption that the district maintains the existing level of service for students, programs, and staff. Thus, a Baseline or Level Service budget is cost-driven in the sense that it attempts to reflect and include the associated increases (and decreases where applicable) with the maintenance of services. The development of this financial forecast attempts to model budgetary increases, decreases and inflationary factors, which we refer to as “Baseline” budgeting.

A Baseline budget (Level Services Budget) would not reflect or take into account new costs unless specifically identified prior to the development of the budget:

While this plan does not include specific estimates for the development and implementation of new programs, staff or capital expenditures, it does, however, provide an opportunity for Board, Administrators, and community members to evaluate the impact of future initiatives prior to their inclusion in future budgets.



## **BASELINE BUDGET**


### The Baseline Budget DOES NOT include:

- New or expanded programs or program initiatives
- Unanticipated instructional or operational needs
- New or expanded Positions
- New Capital Project Requests (Only if less Than \$10,000 and included in the operating budget)

### The Baseline Budget DOES include:

- Negotiated salary increases (both planned and projected)
- Negotiated and Inflationary increases in employee benefit costs
- Inflationary increases in energy costs

- Inflationary increases in transportation costs
- and Bus replacement cycle costs
- Inflationary increases in facility operational cost
- Adjustments in Special Education costs (tuitions and contracted services)
- Other increases or decreases due to factors, other than inflation, that might be readily identifiable, predictable and which may impact financial decision during the next 5 years.



	ENACTED BUDGET 2021-2022	ENACTED BUDGET 2022-2023	REC/EXP YR TO DATE 2022-2023	PRELIMINARY BUDGET 2023-2024	BUDGET ADJUSTMENTS 2023-2024	REVISED BUDGET 2023-2024	\$INC/(DEC)	%NC/(DEC)	NOTES	
REVENUES										
STATE SUBSIDY (GPA)	\$21,717,563	\$21,947,908	\$13,343,241	\$21,500,000	\$61,000	\$21,561,000	<\$386,908>	<1.76%>		
BALANCE FORWARD	\$1,375,000	\$2,350,000	\$2,350,000	\$3,350,000	\$0	\$3,350,000	\$1,000,000	42.55%		
SPEC ED REIMBURSE	\$150,000	\$180,000	\$95,462	\$150,000	\$0	\$150,000	<\$30,000>	<16.67%>		
MISC REVENUES	\$110,000	\$40,000	\$138,236	\$35,000	\$0	\$35,000	<\$5,000>	<12.50%>		
LOCAL ASSESSMENTS	\$28,877,694	\$32,017,878	\$13,332,450	\$33,316,964	(\$274,496)	\$33,042,468	\$1,024,590	3.20%		
REVENUES - BASELINE		\$56,535,786	\$29,259,389	\$58,351,964	(\$213,496)	\$58,138,468	\$1,602,682	2.83%		
EXPENDITURES										
10 SALARIES	\$30,664,491	\$33,940,420	\$15,128,605	\$34,612,396	\$110,500	\$34,722,896	\$671,976	2.31%		
20 BENEFITS	\$9,872,502	\$10,275,964	\$4,752,171	\$11,615,057	(\$334,996)	\$11,280,061	\$1,339,093	9.77%		
30 PER PUPIL ALLOCATIONS	\$2,790,870	\$2,900,900	\$1,253,843	\$3,130,900	\$0	\$3,130,900	\$230,000	7.93%		
40 RECURRING COSTS	\$5,113,889	\$5,205,620	\$2,417,548	\$5,823,010	\$11,000	\$5,834,010	\$617,390	12.07%		
50 DEBT SERVICE	\$3,000,000	\$3,133,072	\$2,842,358	\$3,170,601	\$0	\$3,170,601	\$37,529	1.20%		
EXPENDITURES - BASELINE		\$52,230,257	\$56,535,786	\$26,740,584	\$58,351,964	(\$213,496)	\$58,138,468	\$1,602,682	2.83%	
MSAD 6                      Buxton                      Hollis                      Limington                      Standish                      Frye Island										

MSAD 6

Buxton

Hollis

Limington

Standish

Frye Island



## Group Discussion / Q & A



What additional important Budget information, concepts, and issues would the BAC like to understand about the School Budget?



# NEXT STEPS



February 09, 2023

Review &  
Discuss


CONTINUE  
BASELINE BUDGET  
(Interactive charts)  
For 2023-2024



## BUDGET ADVISORY COMMITTEE



## BAC MEETING SCHEDULE



December 01, 2022

BUXTON

HOLLIS

LIMINGTON

STANDISH

FRYE ISLAND

**Unless otherwise determined All meetings will be held at the Central Office Conference Room From 6:00 to 7:30 pm**

## Budget Advisory Committee Meeting Dates and Times:

1. BAC Thursday, December 15, 2022

---

2. BAC Thursday, January 5, 2023
3. ~~BAC Thursday, January 19, 2023~~
4. BAC Thursday, January 26, 2023

---

5. BAC Thursday, February 2, 2023
6. BAC Thursday, February 9, 2023
7. BAC Thursday, February 16, 2023

---

8. BAC Thursday, March 2, 2023
9. BAC Thursday, March 16, 2023
10. BAC Thursday, March 30, 2023

---

11. BAC Thursday, April 6, 2023
12. BAC Thursday, April 13, 2023

## MSAD 6 Budget Approval Timeline

**Thursday, March 30, 2023 -**

BAC approves resolution supporting its recommendations and/or proposed Budget Increase and submits to Finance & Facilities Committee and Superintendent for their review

**Monday, April 3, 2023 - School Board Meeting**

Superintendent's Recommended Budget submitted to Board  
(Budget Document must be Forwarded to Board 7 days before review begins)

**Monday, April 10, 2023 - Special School Board Meeting**

Board begins review of Proposed Budget - If Board Approves Budget -  
(Warrants for DBM & BVR are Approved for signature. Warrants are Posed for DBM & BVR)

**Monday, April 17, 2023 - Special School Board Meeting (If Needed)**

Board continues review of Budget - If Board Approves Budget -  
(Warrants for DBM & BVR are Approved for signature. Warrants are Posed for DBM & BVR)

**Monday, April 24, 2023 - School Board Meeting (If Needed)**

Last Date for Board to Complete Review of Budget -  
(Board must Approve Budget by this date -Warrants for DBM & BVR are Approved for signature.  
Last Date for Warrants to be Posed for DBM & BVR)

**Monday, May 1, 2023 -**

(Focus-on-Finance sent to printer to be Completed and mailed to voters at least 7 days before DBM)

**Monday, May 15, 2023 -**

(Focus-on-Finance completed and mailed to voters. Last date for Focus-on-Finance to be Received - May 18, 2023)

**Thursday, May 25, 2023 - District Budget Meeting (DVM)**

**Tuesday, June 13, 2023 - Budget Validation Referendum (BVR)**



Budget Advisory Committee (not to exceed 34 members)

Parents/Guardians/Residents - not to exceed 12 members

- |                     |             |
|---------------------|-------------|
| 1 Deb Black         | Limington   |
| 2 Charity Boedeker  | Standish    |
| 3 Peter Burns       | Buxton      |
| 4 Benjamin Bussiere | Hollis      |
| 5 Jessica Cox       | Buxton      |
| 6 Isabel Higgins    | Standish    |
| 7 Eric Kuntz        | Hollis      |
| 8 Paul Leach        | Buxton      |
| 9 Kate McDonald     | Standish    |
| 10 Nancylou Stiles  | Standish    |
| 11 Reba Walton      | Steep Falls |
| 12 Emily Weyrauch   | Buxton      |

Municipality - not to exceed 10 with one from each town

- |                |          |
|----------------|----------|
| 1 Mark Blier   | Buxton   |
| 2 Todd Delaney | Standish |
| 3 Mary Hoffman | Hollis   |

Board Members - not to exceed 2

- |              |          |                                 |
|--------------|----------|---------------------------------|
| Erika Creutz | Standish | Vice-Chair Board                |
| Don Marean   | Hollis   | Vice-Chair Finance & Facilities |

MSAD 6 Staff or Faculty - not to exceed 4 members

- 1 Lindsay Havu/Teacher BCES
- 2 Adam Thibodeau/Facilities Director
- 3 Sherry Zulick/Transportation Coordinator
- 4 Maryjo Hanna/Transportation

Administrators - not to exceed 2 members

- 1 Molly Mingione/BCES Assistant Principal
- 2 Craig Pendleton/BCES Building Principal

Bonny Eagle Students - not to exceed 4 members

- 1 Addy Thibodeau
- 2 Riley McKinley



